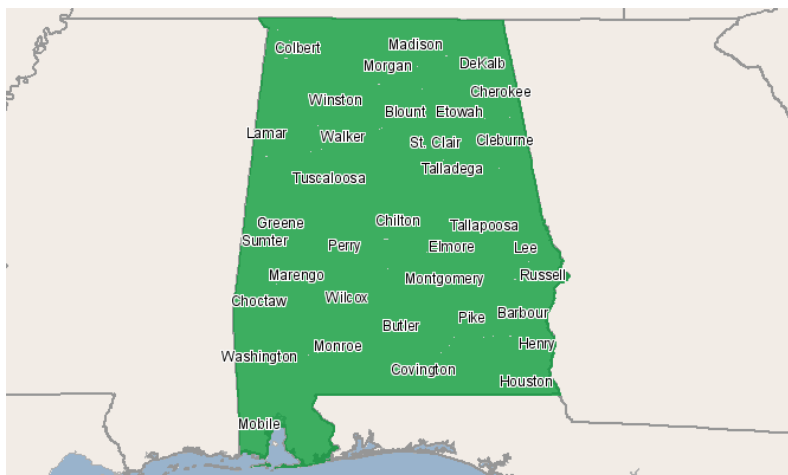


# Alabama Power Company



600 N. Eighteenth Street  
Birmingham, Alabama 35291  
205.257.3197

## Industry Report



## Region Info

Region: Alabama

State Area: Alabama

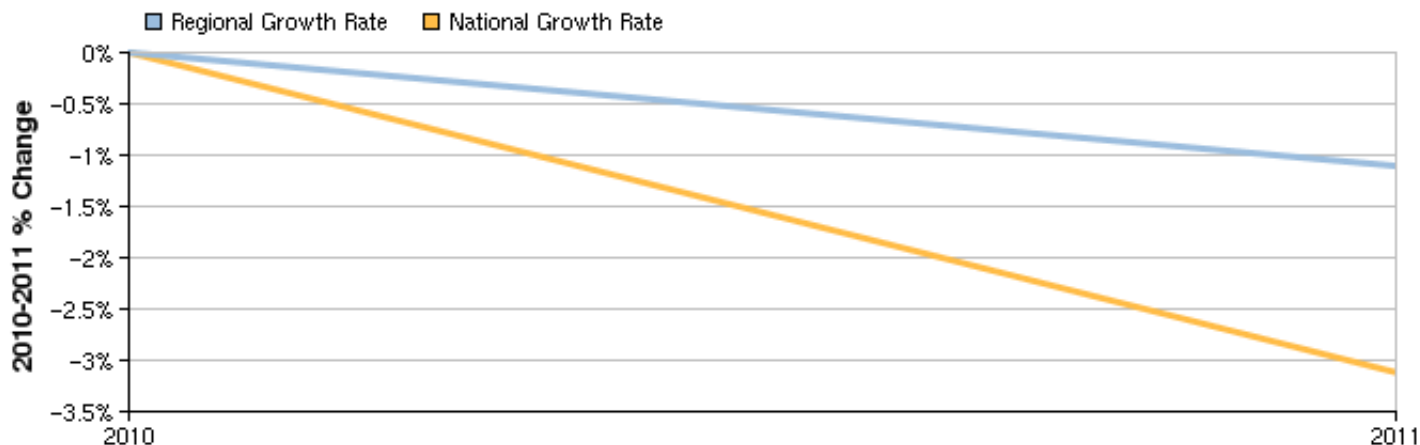
## Selected Industries

NAICS Code	Description
326	Plastics and Rubber Products Manufacturing

## Executive Summary

Basic Information	
2010 Industry Jobs	13,703
2011 Industry Jobs	13,551
Total Change	-152
Total % Change	-1.11%
2010 Average Earnings per Worker	\$56,992

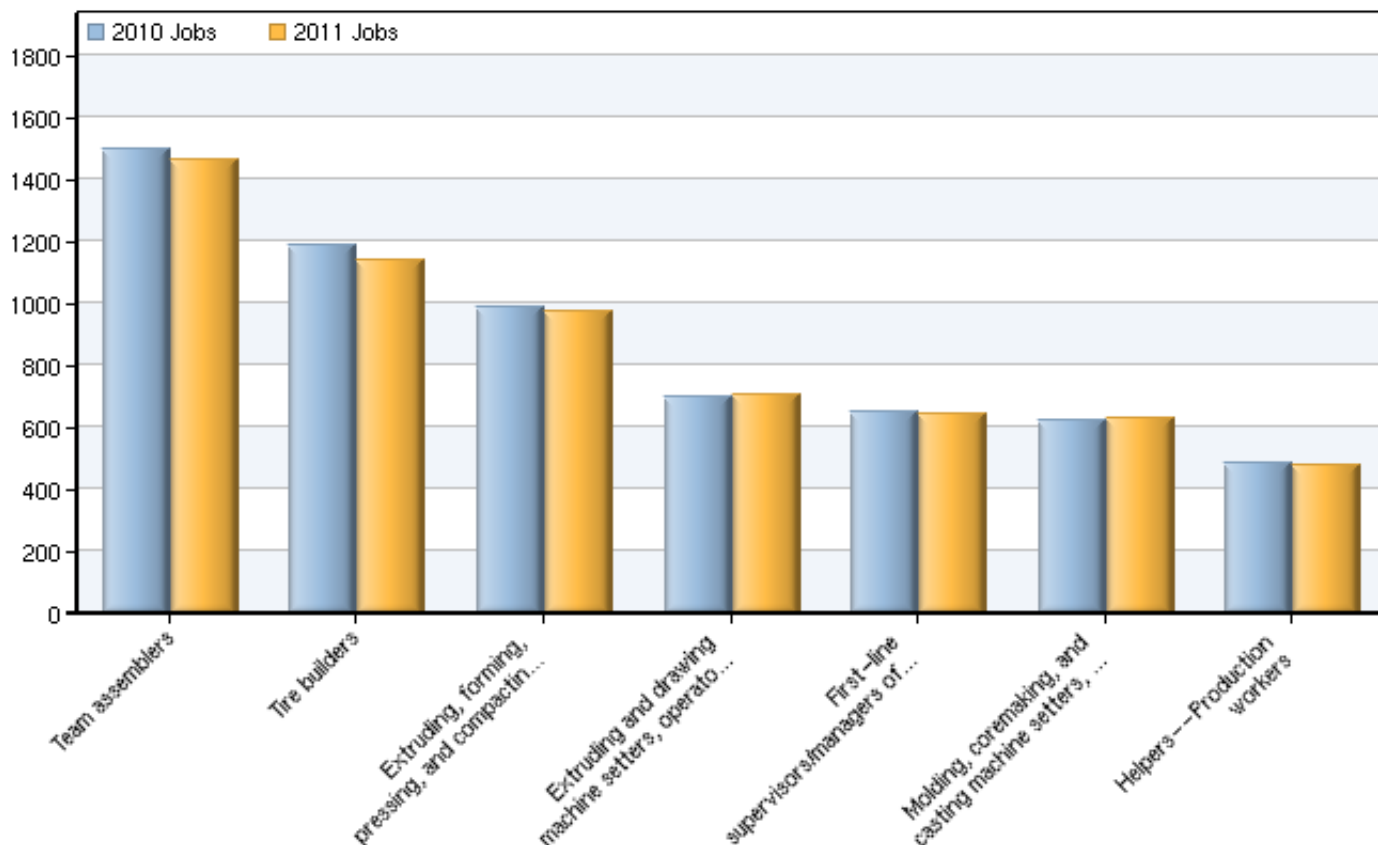
## Industry Change Summary



Description	2010 Jobs	2011 Jobs	Change	% Change	2010 EPW	2010 Establishments
Regional Total	13,703	13,551	-152	-1%	\$56,992	214
National Total	648,438	628,216	-20,222	-3%	\$57,885	14,131

Source: EMSI Complete Employment - 1st Quarter 2011

## Top Occupations In Selected Industry



SOC Code	Name	2010 Jobs	2011 Jobs	Change	% Change
51-2092	Team assemblers	1,494	1,464	-30	-2%
51-9197	Tire builders	1,188	1,139	-49	-4%
51-9041	Extruding, forming, pressing, and compacting machine setters, operators, and tenders	983	969	-14	-1%
51-4021	Extruding and drawing machine setters, operators, and tenders, metal and plastic	697	704	7	1%
51-1011	First-line supervisors/managers of production and operating workers	646	641	-5	-1%
51-4072	Molding, coremaking, and casting machine setters, operators, and tenders, metal and plastic	624	626	2	0%
51-9198	Helpers--Production workers	481	477	-4	-1%

Source: EMSI Complete Employment - 1st Quarter 2011

## Data Sources and Calculations

---

### Industry Data

In order to capture a complete picture of industry employment, EMSI basically combines covered employment data from Quarterly Census of Employment and Wages (QCEW) produced by the Department of Labor with total employment data in Regional Economic Information System (REIS) published by the Bureau of Economic Analysis (BEA), augmented with County Business Patterns (CBP) and Nonemployer Statistics (NES) published by the U.S. Census Bureau. Projections are based on the latest available EMSI industry data, 15-year past local trends in each industry, growth rates in statewide and (where available) sub-state area industry projections published by individual state agencies, and (in part) growth rates in national projections from the Bureau of Labor Statistics.

### Occupation Data

Organizing regional employment information by occupation provides a workforce-oriented view of the regional economy. EMSI's occupation data are based on EMSI's industry data and regional staffing patterns taken from the Occupational Employment Statistics program (U.S. Bureau of Labor Statistics). Wage information is partially derived from the American Community Survey. The occupation-to-program (SOC-to-CIP) crosswalk is based on one from the U.S. Department of Education, with customizations by EMSI.

### State Data Sources

This report uses state data from the following agencies: Alabama Department of Industrial Relations.