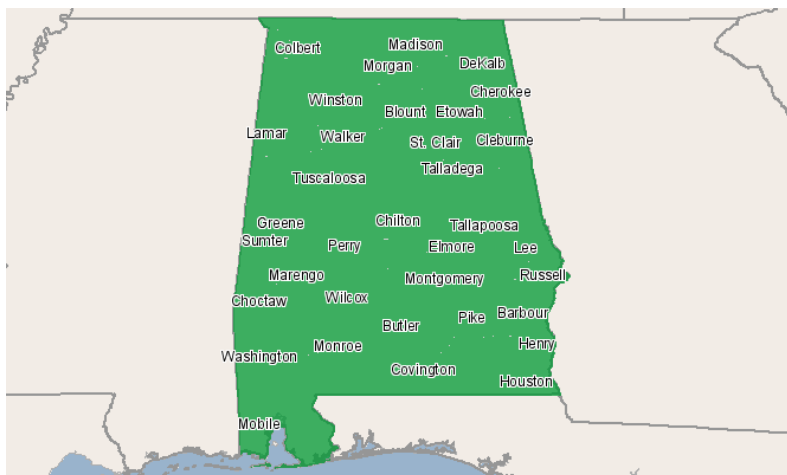


Alabama Power Company



600 N. Eighteenth Street
Birmingham, Alabama 35291
205.257.3197

Industry Report



Region Info

Region: Alabama

State Area: Alabama

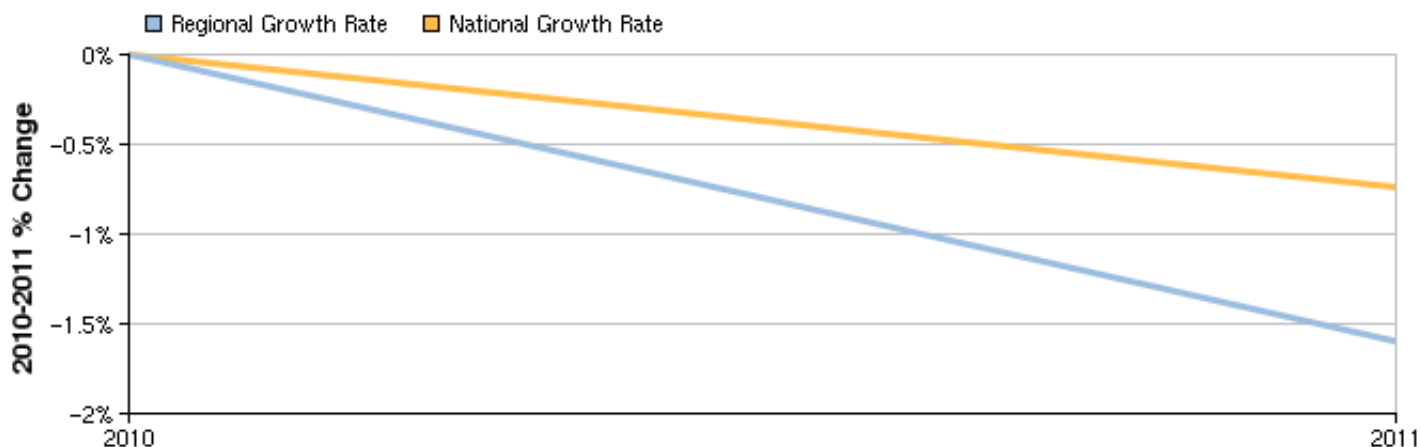
Selected Industries

NAICS Code	Description
325	Chemical Manufacturing

Executive Summary

Basic Information	
2010 Industry Jobs	9,499
2011 Industry Jobs	9,347
Total Change	-152
Total % Change	-1.60%
2010 Average Earnings per Worker	\$90,484

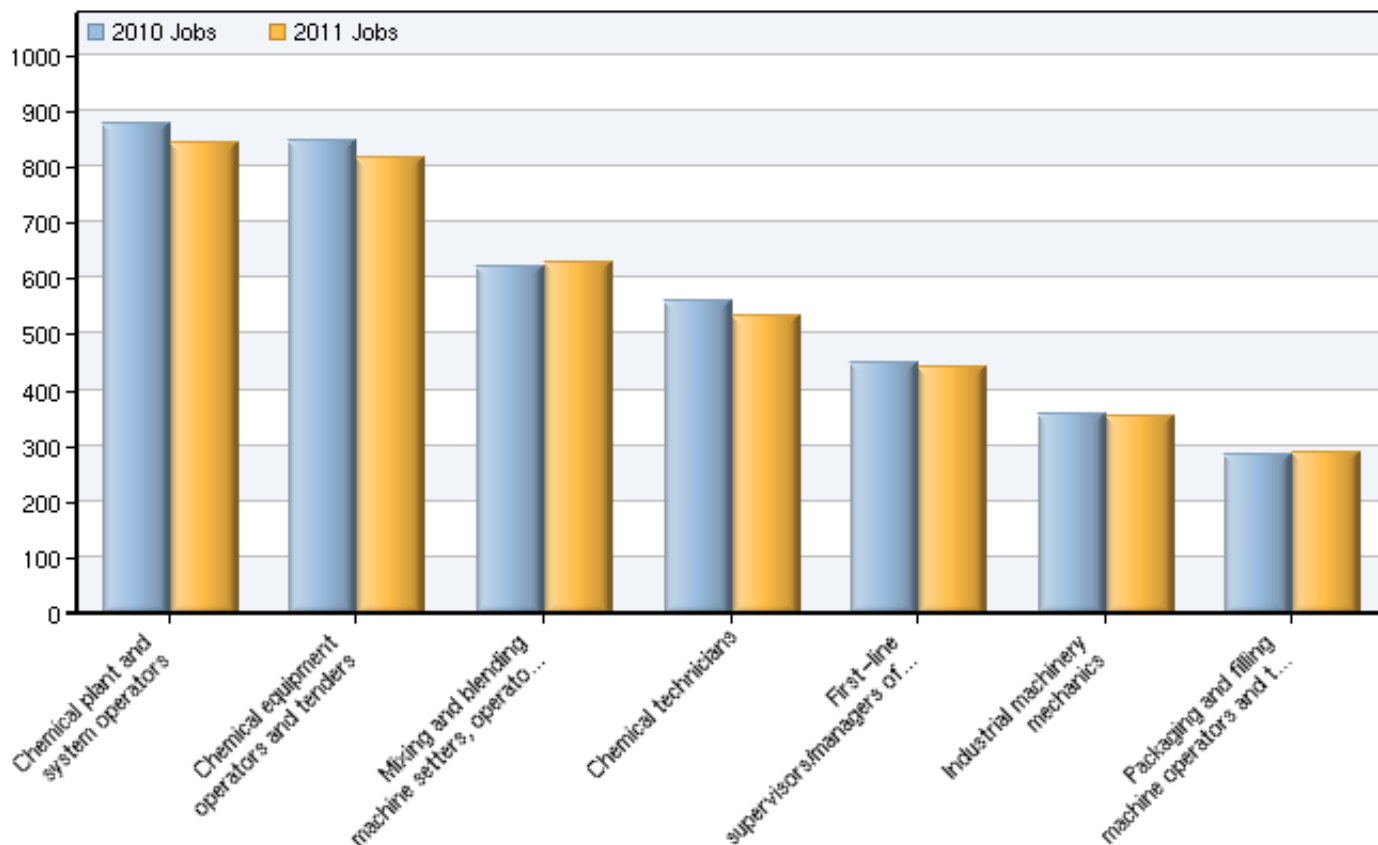
Industry Change Summary



Description	2010 Jobs	2011 Jobs	Change	% Change	2010 EPW	2010 Establishments
Regional Total	9,499	9,347	-152	-2%	\$90,484	189
National Total	812,498	806,498	-6,000	-1%	\$104,375	17,028

Source: EMSI Complete Employment - 1st Quarter 2011

Top Occupations In Selected Industry



SOC Code	Name	2010 Jobs	2011 Jobs	Change	% Change
51-8091	Chemical plant and system operators	878	842	-36	-4%
51-9011	Chemical equipment operators and tenders	845	816	-29	-3%
51-9023	Mixing and blending machine setters, operators, and tenders	622	629	7	1%
19-4031	Chemical technicians	560	534	-26	-5%
51-1011	First-line supervisors/managers of production and operating workers	449	441	-8	-2%
49-9041	Industrial machinery mechanics	358	354	-4	-1%
51-9111	Packaging and filling machine operators and tenders	283	286	3	1%

Source: EMSI Complete Employment - 1st Quarter 2011

Data Sources and Calculations

Industry Data

In order to capture a complete picture of industry employment, EMSI basically combines covered employment data from Quarterly Census of Employment and Wages (QCEW) produced by the Department of Labor with total employment data in Regional Economic Information System (REIS) published by the Bureau of Economic Analysis (BEA), augmented with County Business Patterns (CBP) and Nonemployer Statistics (NES) published by the U.S. Census Bureau. Projections are based on the latest available EMSI industry data, 15-year past local trends in each industry, growth rates in statewide and (where available) sub-state area industry projections published by individual state agencies, and (in part) growth rates in national projections from the Bureau of Labor Statistics.

Occupation Data

Organizing regional employment information by occupation provides a workforce-oriented view of the regional economy. EMSI's occupation data are based on EMSI's industry data and regional staffing patterns taken from the Occupational Employment Statistics program (U.S. Bureau of Labor Statistics). Wage information is partially derived from the American Community Survey. The occupation-to-program (SOC-to-CIP) crosswalk is based on one from the U.S. Department of Education, with customizations by EMSI.

State Data Sources

This report uses state data from the following agencies: Alabama Department of Industrial Relations.