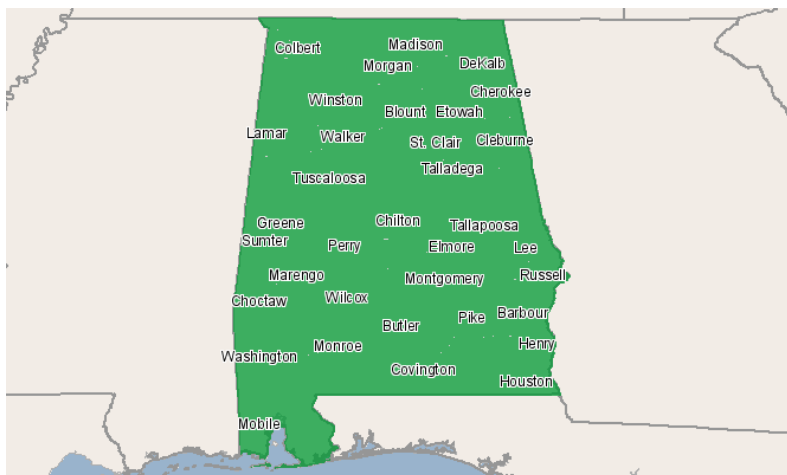


Alabama Power Company



600 N. Eighteenth Street
Birmingham, Alabama 35291
205.257.3197

Industry Report



Region Info

Region: Alabama

State Area: Alabama

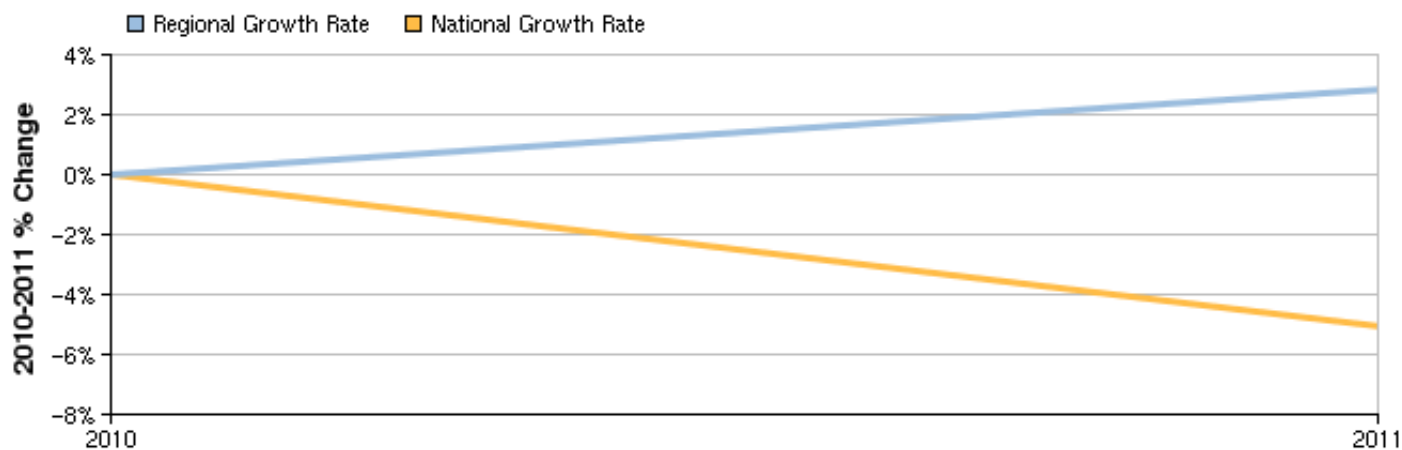
Selected Industries

NAICS Code	Description
3361	Motor Vehicle Manufacturing
3362	Motor Vehicle Body and Trailer Manufacturing
3363	Motor Vehicle Parts Manufacturing

Executive Summary

Basic Information	
2010 Industry Jobs	28,172
2011 Industry Jobs	28,970
Total Change	798
Total % Change	2.84%
2010 Average Earnings per Worker	\$73,999

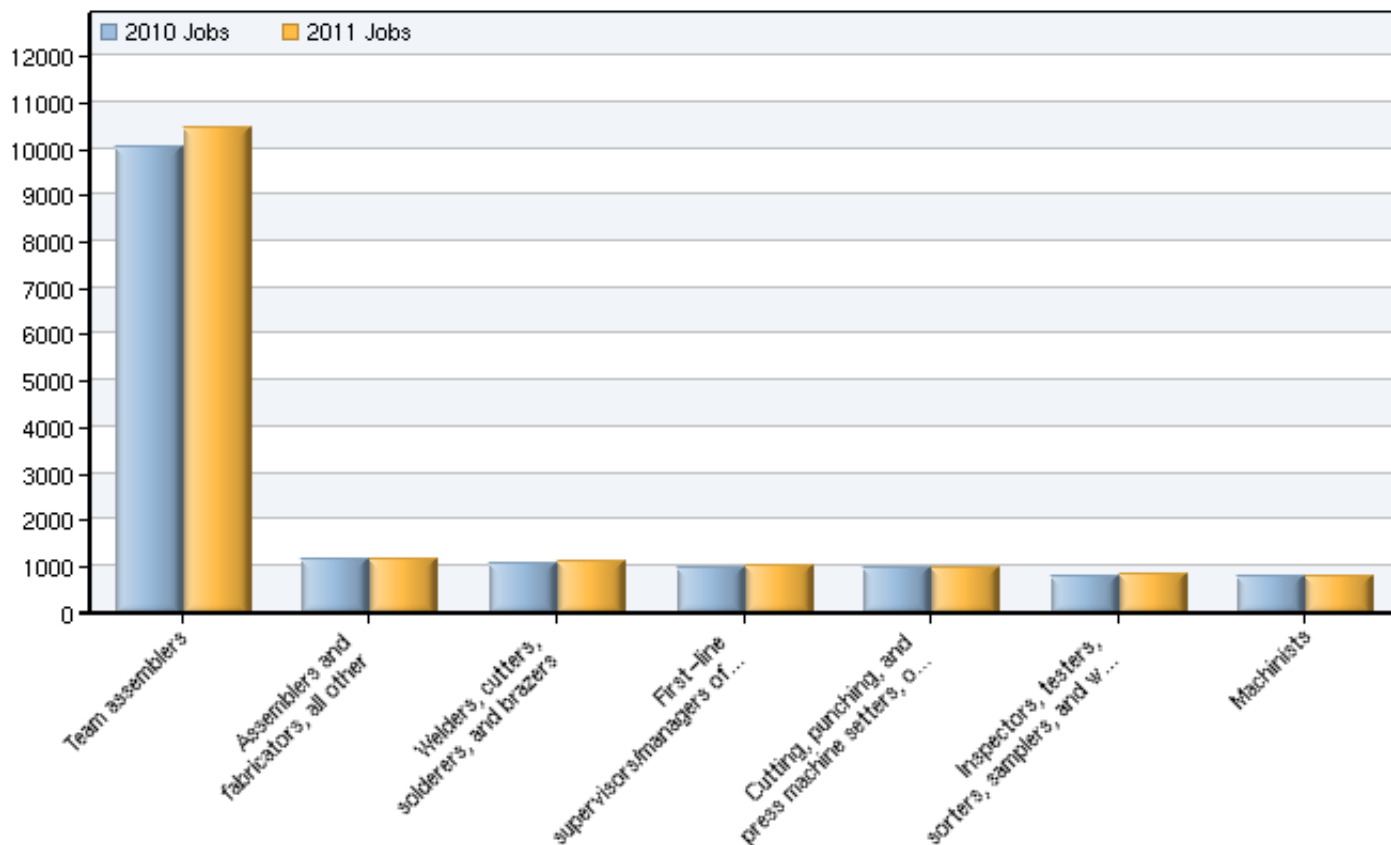
Industry Change Summary



Description	2010 Jobs	2011 Jobs	Change	% Change	2010 EPW	2010 Establishments
Regional Total	28,172	28,970	798	3%	\$73,999	197
National Total	693,331	658,273	-35,058	-5%	\$78,080	9,156

Source: EMSI Complete Employment - 1st Quarter 2011

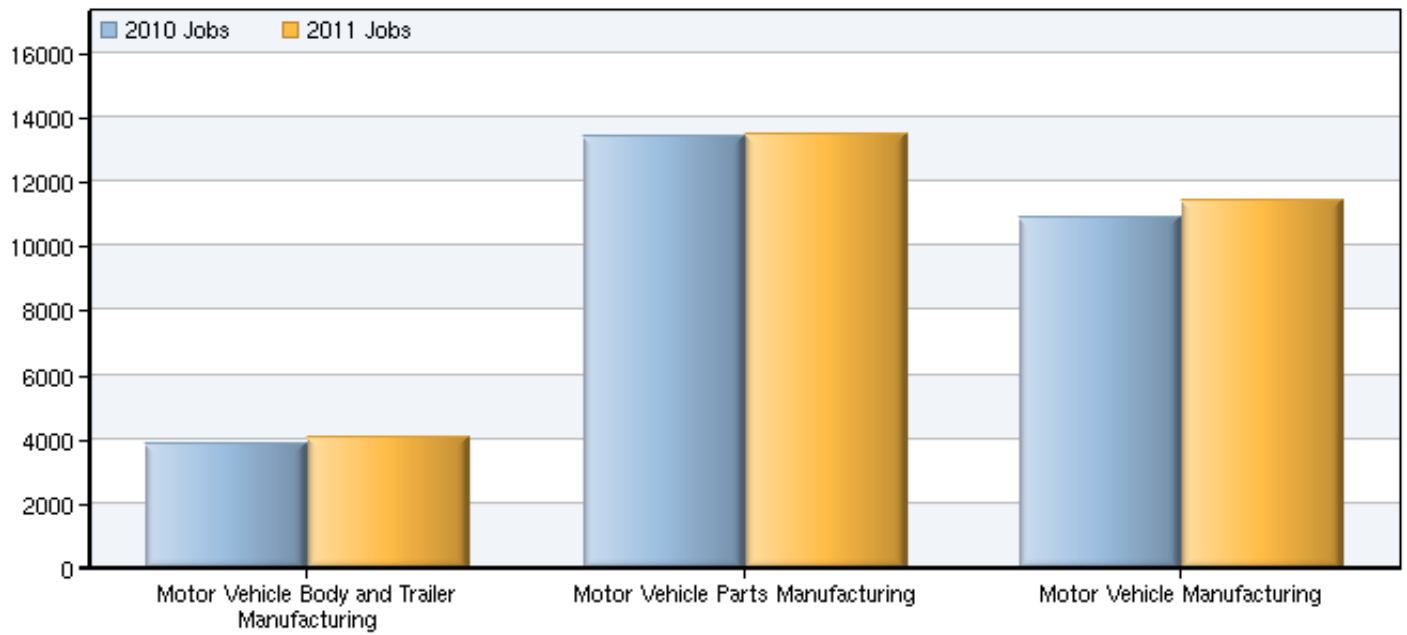
Top Occupations In Selected Industries



SOC Code	Name	2010 Jobs	2011 Jobs	Change	% Change
51-2092	Team assemblers	10,025	10,438	413	4%
51-2099	Assemblers and fabricators, all other	1,143	1,167	24	2%
51-4121	Welders, cutters, solderers, and brazers	1,075	1,118	43	4%
51-1011	First-line supervisors/managers of production and operating workers	982	1,008	26	3%
51-4031	Cutting, punching, and press machine setters, operators, and tenders, metal and plastic	958	957	-1	0%
51-9061	Inspectors, testers, sorters, samplers, and weighers	796	813	17	2%
51-4041	Machinists	765	775	10	1%

Source: EMSI Complete Employment - 1st Quarter 2011

Industry Breakdown



NAICS Code	Description	2010 Jobs	2011 Jobs	2010 EPW	2010 Establishments
3362	Motor Vehicle Body and Trailer Manufacturing	3,854	4,068	\$54,996	42
3363	Motor Vehicle Parts Manufacturing	13,427	13,484	\$63,711	144
3361	Motor Vehicle Manufacturing	10,890	11,418	\$93,408	11
	Total	28,172	28,970	\$73,999	197

Source: EMSI Complete Employment - 1st Quarter 2011

Data Sources and Calculations

Industry Data

In order to capture a complete picture of industry employment, EMSI basically combines covered employment data from Quarterly Census of Employment and Wages (QCEW) produced by the Department of Labor with total employment data in Regional Economic Information System (REIS) published by the Bureau of Economic Analysis (BEA), augmented with County Business Patterns (CBP) and Nonemployer Statistics (NES) published by the U.S. Census Bureau. Projections are based on the latest available EMSI industry data, 15-year past local trends in each industry, growth rates in statewide and (where available) sub-state area industry projections published by individual state agencies, and (in part) growth rates in national projections from the Bureau of Labor Statistics.

Occupation Data

Organizing regional employment information by occupation provides a workforce-oriented view of the regional economy. EMSI's occupation data are based on EMSI's industry data and regional staffing patterns taken from the Occupational Employment Statistics program (U.S. Bureau of Labor Statistics). Wage information is partially derived from the American Community Survey. The occupation-to-program (SOC-to-CIP) crosswalk is based on one from the U.S. Department of Education, with customizations by EMSI.

State Data Sources

This report uses state data from the following agencies: Alabama Department of Industrial Relations.